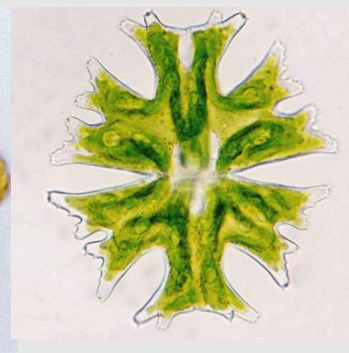






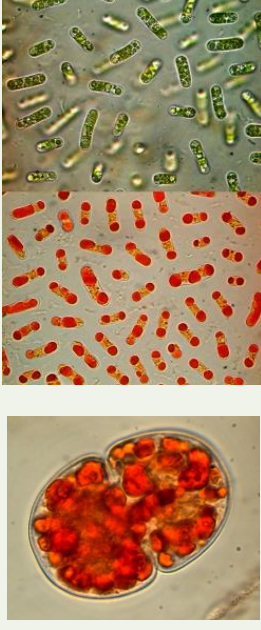
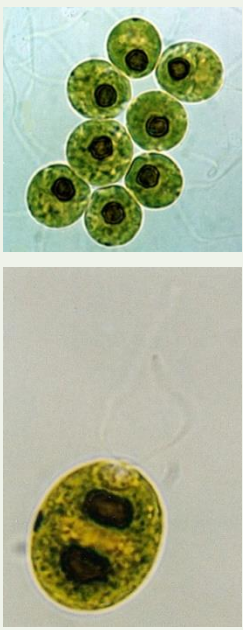
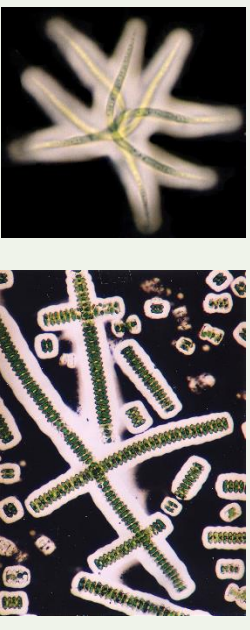
“O Mundo das Microalgas”



Conteúdos do Módulo I

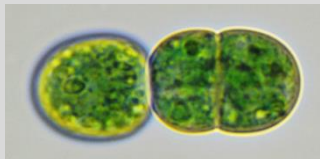
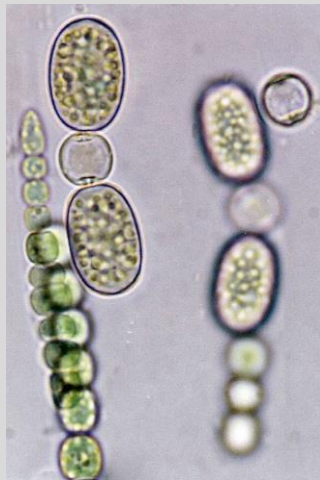
- Definição de ALGAS: MACROALGAS e MICROALGAS
- Diversidade de habitats das MICROALGAS
- Noção de espécie
- Processo de identificação
- Principais grupos de Microalgas
- Técnicas de coloração e contraste
- Características diagnóstico utilizadas na identificação de MICROALGAS
- Chave dicotómica e identificação
- Caracterização sumária dos principais grupos (DIVISÕES)

Técnicas de coloração e contraste

Corantes e contrastante	Carmim ou orceína acética	Azul de metileno	Sudão III	Soluto de lugol (sol. iodo-iodada)	Tinta da china contrastante
Estruturas	Núcleo	Bainha Parede Mucilagem	Lípidos	Flagelos Amido Estigma	Mucilagem
Microalgas					

Reservas celulares


Cianoficina



Paramilo



disco

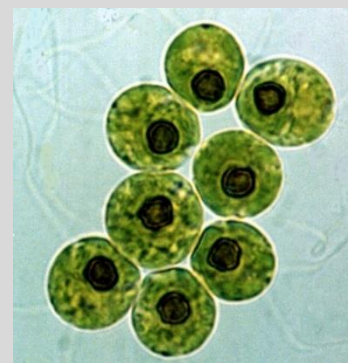


anel

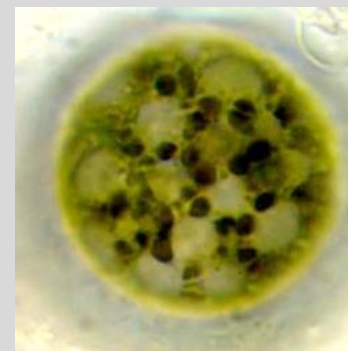


bastonete

Amido

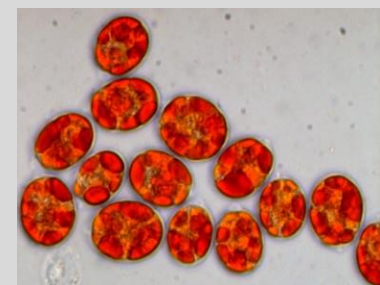
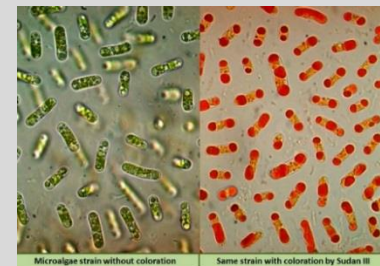


pirenóide



grãos dispersos

Lípidos



corada com Sudão III